

Investment Opportunities in the EPZs Of Bangladesh

**Success of Government
Leads EPZs of Bangladesh
Bonanza for Investment**



Major General Mohd. Habibur Rahman Khan, ndc,psc
Executive Chairman
BANGLADESH EXPORT PROCESSING ZONES AUTHORITY

Vision Of BEPZA

**To Build a Stronger and Economically Prosperous
Bangladesh**



Mission Of BEPZA

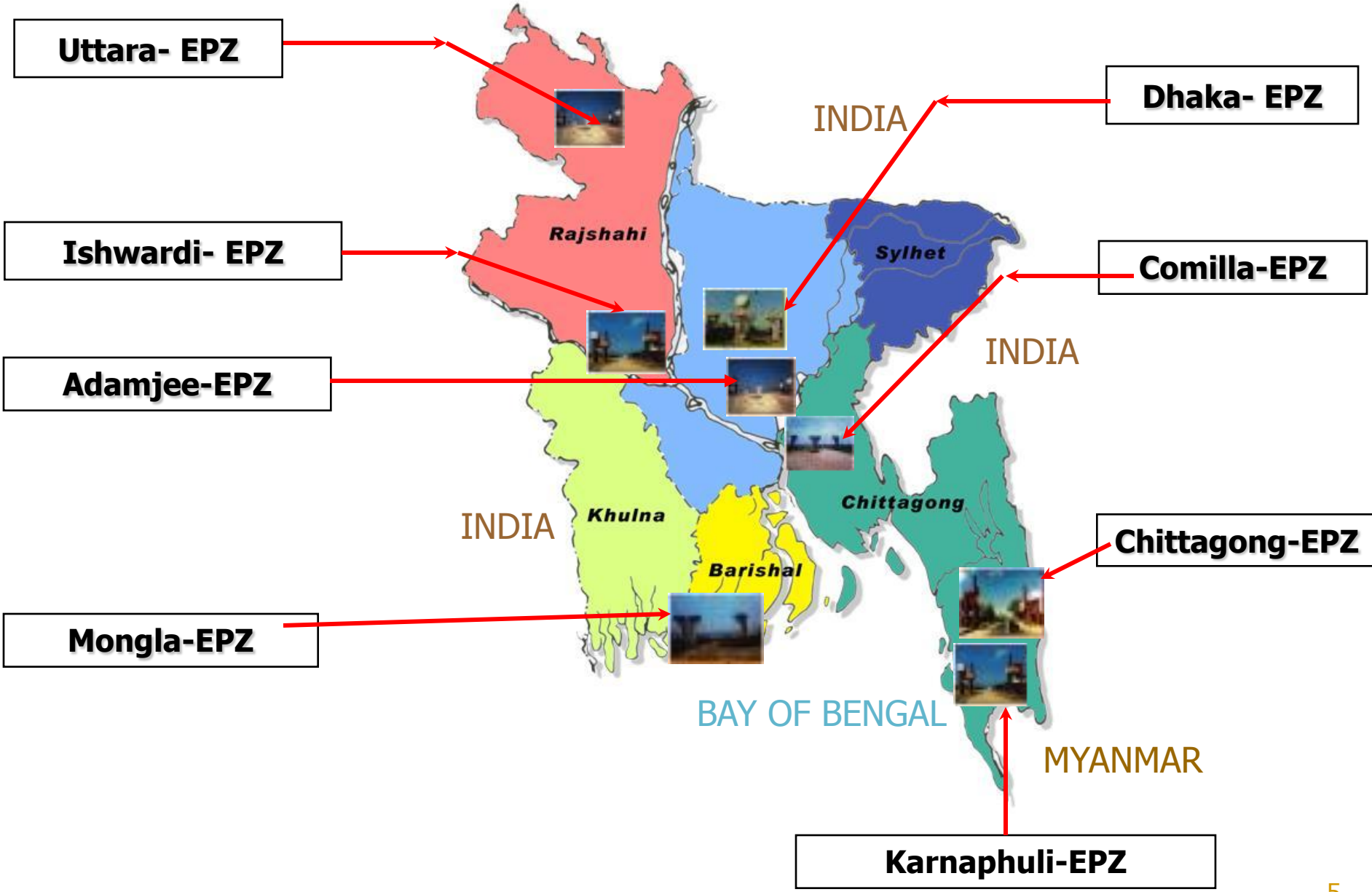
- ❖ **Promotion of Investment**
- ❖ **Diversification of Export**
- ❖ **Generation of Employment**



Objectives of BEPZA

- ❖ **Boost up Foreign and Local Investment**
- ❖ **Accelerate volume of Export**
- ❖ **Create Job Opportunity**
- ❖ **Poverty alleviation**
- ❖ **Transfer of technology and skill development**
- ❖ **Development of backward and forward linkage Industries**
- ❖ **Promote Accessories and supportive service Enterprises**

EPZs Of Bangladesh



Management

Board of Governors

Chaired by the hon'ble Prime Minister



Executive Board

**Executive Chairman,
Member (IP), Member (Eng.), Member (F)**



EPZ

Headed by General Manager

Investors From 37 Countries

A	Foreign Ownership(100%)	245	56%
B	Joint Venture	65	15%
C	Local Venture (100%)	127	29%
	In Operation	437	100%
	Under implementation (LA)	91	
	Sanctioned Industry	32	
	Total	560	

Why You Should Invest In EPZs

- ❖ **Congenial Investment Climate**
- ❖ **Industrial Friendly Atmosphere**
- ❖ **Peaceful working Environment**
- ❖ **Win – Win Ventures**
- ❖ **Good Infrastructure Facilities**
- ❖ **Reduction Of Lead Time**
- ❖ **Less Cost Of Doing Business**
- ❖ **Friendly Policy Of The Government**
- ❖ **Attractive Incentives**
- ❖ **Better Law & Order Situation**
- ❖ **Success Story**



Infrastructure Facilities

- ❖ **Fully Serviced Plots (Avg Size 2000 SQM)**
- ❖ **Factory Building Available on Rental Basis**
- ❖ **Business Support Services:**
Courier ,Banks, C & F Agent, Shipping Agent, etc.
- ❖ **Administrative Support Services :**
Commissariat, Health Club, Investors Club, Medical Center, Sports Complex, etc.



Incentives (Fiscal)

- ❖ **Tax Holiday**
- ❖ **Duty Free Export & Import**
- ❖ **Exemption From Dividend Tax**
- ❖ **GSP Facility Available**
- ❖ **Duty & Quota Free Access To EU (EBA), Canada, Norway, Australia, Japan**



Incentives (Non-Fiscal)

- ❖ **100% Foreign Ownership Permissible**
- ❖ **Enjoy MFN (Most Favored Nation) Status**
- ❖ **No Ceiling On Foreign Investment**
- ❖ **Full Repatriation Of Capital & Dividend**
- ❖ **BEPZA Accords Recommendation For Residency / Citizenship**



Support Service Facilities



- ❖ **Work Permits Issued By BEPZA**
- ❖ **IP & EP Issued within the Same Day**
- ❖ **No UD (Utilization Declaration), IRC (Import Registration Certificate), ERC (Export Registration Certificate) & Renewal Of Bond License Required**
- ❖ **Import & 10% Sale To DTA (Local Market) Allowed**
- ❖ **Customs Clearance at Factory Site**
- ❖ **Intra / Inter Zone Sub-contracting & Transfer Of Goods Allowed**
- ❖ **Available Workforce**

Legal Protection For The Investors

Signatory of

- ❖ **MIGA (Multilateral Investment Guarantee Agency)**
- ❖ **ICSID (International Centre for Settlement of Investment Dispute)**

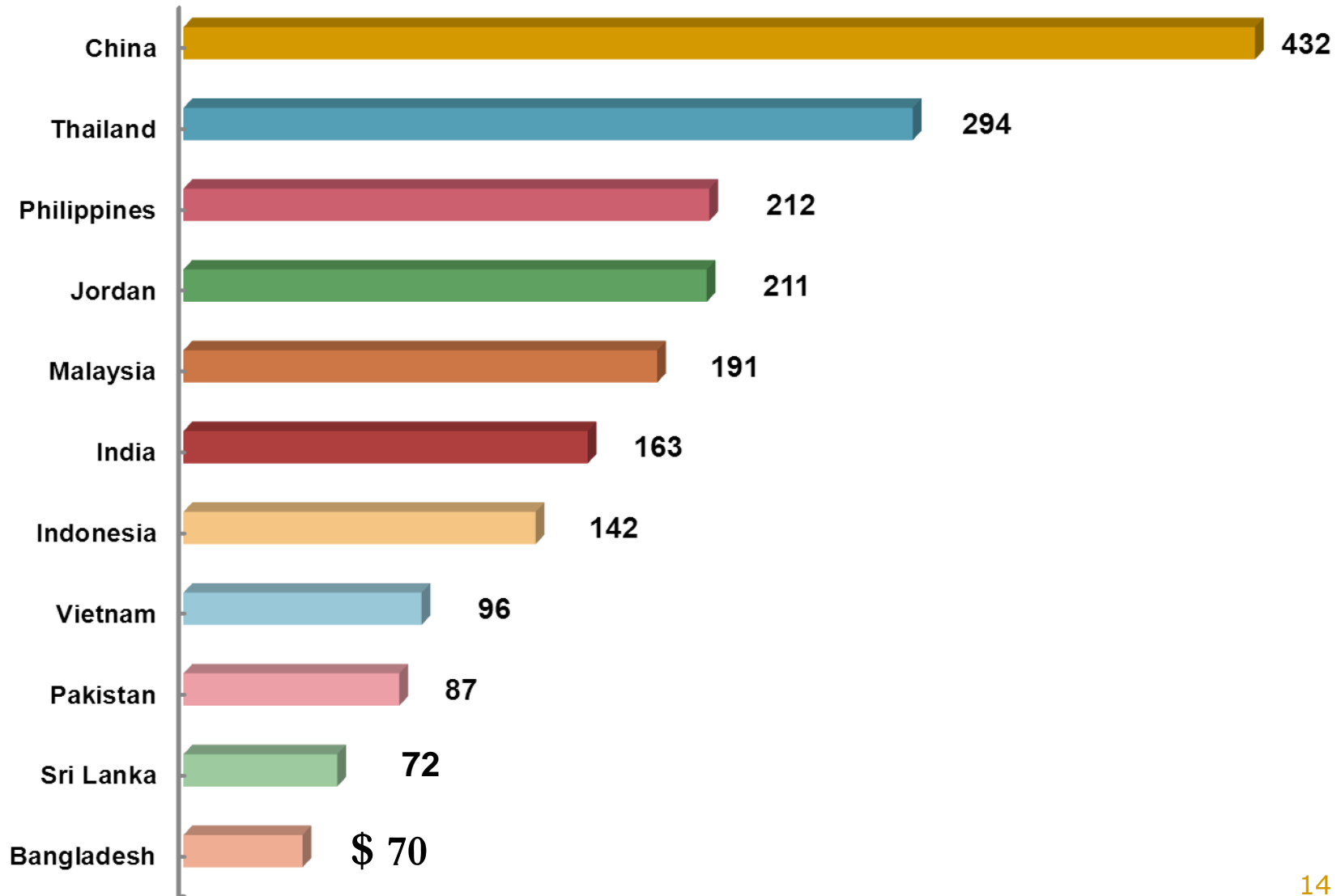
Member of

- ❖ **WIPO (World Intellectual Property Organization)**
- ❖ **OPIC (Overseas Private Investment Corporation)**




Asia's Most Competitive Production Base

Comparative Monthly Minimum Wages



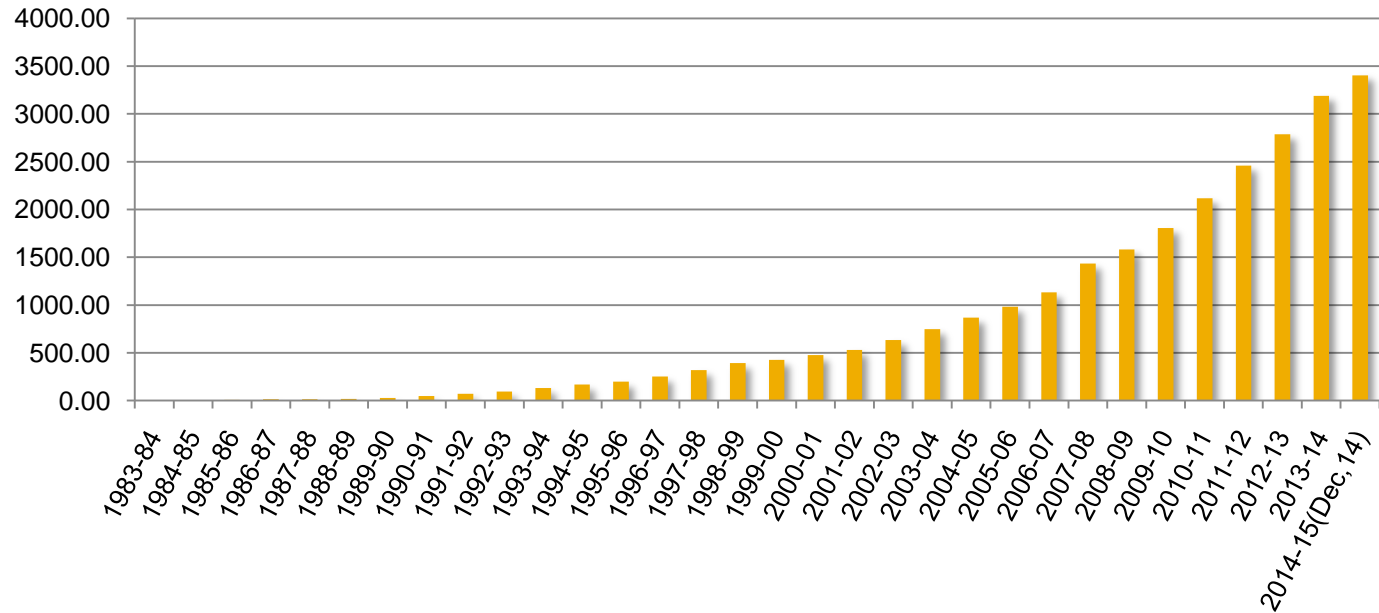
Service Charge - Rent



Zone	Land (US\$ / SQM / YEAR)	SFB (US\$ / SQM / MONTH)
Chittagong, Dhaka Comilla, Adamjee, & Karnaphuli EPZ	2.20	2.75
Mongla, Ishwardi & Uttara EPZ	1.25	1.60

Investment

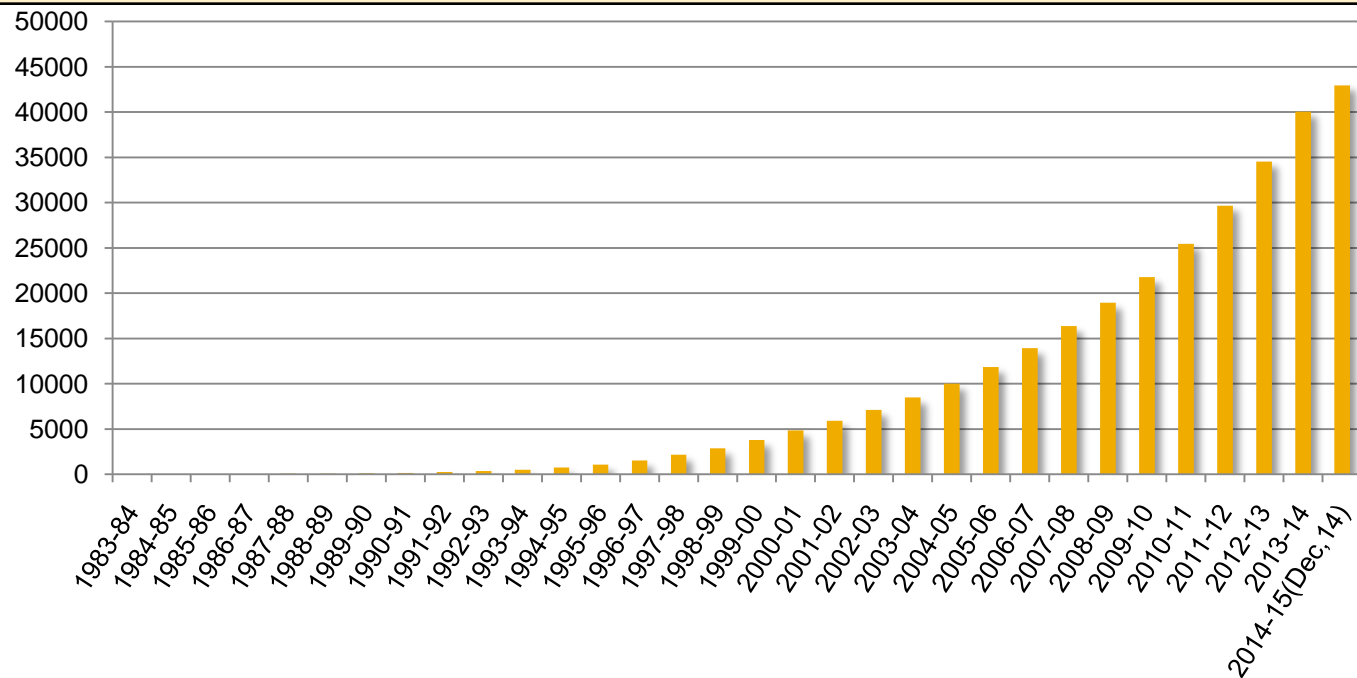
YEAR	INV (\$m)
1995-1996	30.58
1996-1997	53.90
1997-1998	68.83
1998-1999	71.61
1999-2000	34.98
2000-2001	48.41
2001-2002	55.61
2002-2003	102.63
2003-2004	115.04
2004-2005	118.52
2005-2006	112.89
2006-2007	152.37
2007-2008	302.19
2008-2009	148.03
2009-2010	221.99
2010-2011	313.23
2011-2012	339.26
2012-2013	328.53
2013-2014	402.58
2014-2015 Dec, 2014	213.39



TOTAL ACTUAL INVESTMENT= \$ 3401.46 m ¹⁶

Export

YEAR	EXP (\$m)
1995-1996	337.02
1996-1997	462.77
1997-1998	636.05
1998-1999	711.69
1999-2000	890.81
2000-2001	1067.87
2001-2002	1077.02
2002-2003	1200.00
2003-2004	1354.00
2004-2005	1548.68
2005-2006	1836.18
2006-2007	2063.67
2007-2008	2429.58
2008-2009	2581.70
2009-2010	2822.54
2010-2011	3697.62
2011-2012	4210.80
2012-2013	4,856.68
2013-2014	5,525.31
2014-2015 Dec, 2014	2902.68



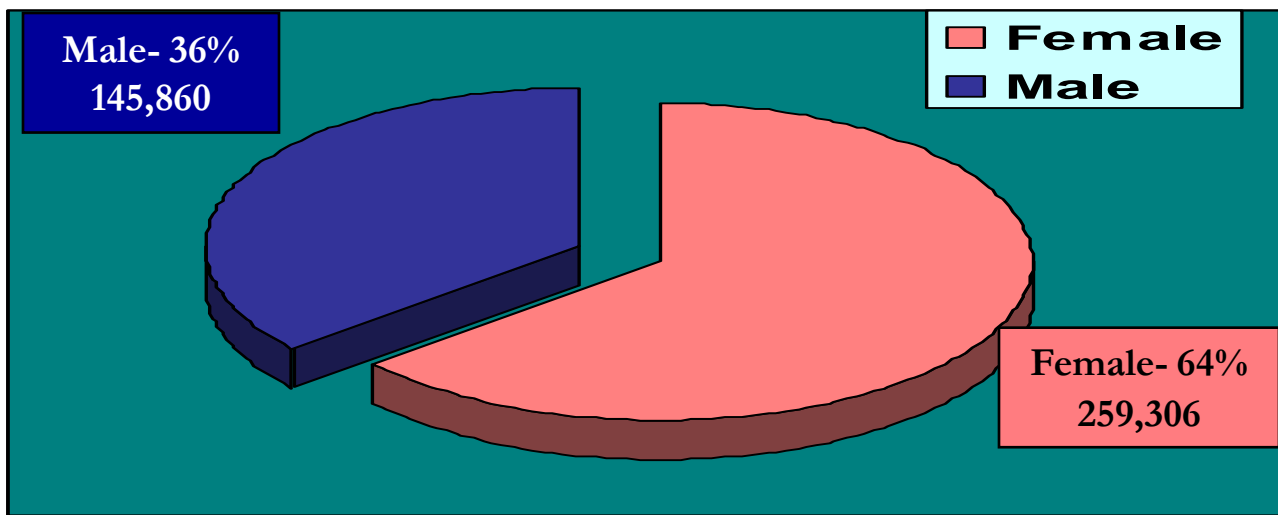
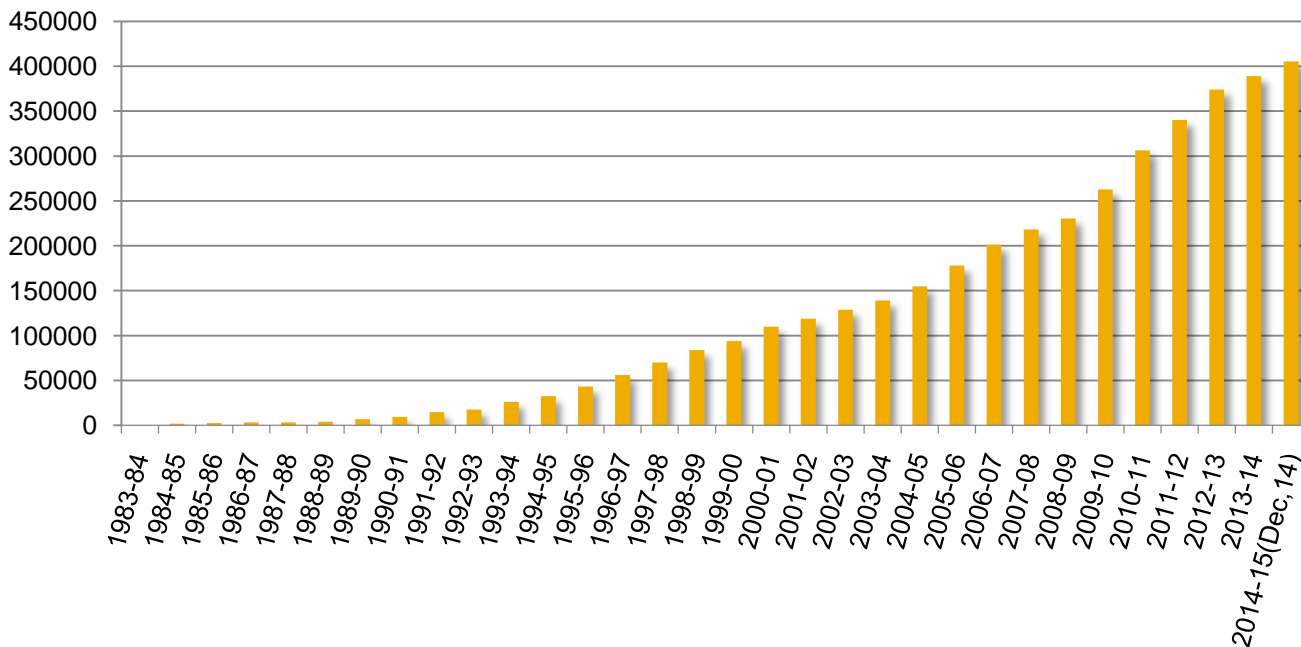
TOTAL EXPORT: US\$ 42,930.36 m

BEPZA's Contribution To National Export

Year	Total Export of Bangladesh (US\$M)	Total Export of EPZs (US\$M)	BEPZA's Contribution (%)
2000-2001	6467	1068	16.51
2001-2002	5986	1077	18.00
2002-2003	6548	1200	18.33
2003-2004	7603	1354	17.80
2004-2005	8655	1549	17.90
2005-2006	10526	1836	17.44
2006-2007	12178	2064	17.00
2007-2008	14111	2429	17.22
2008-2009	15560	2582	16.60
2009-2010	16250	2822	17.36
2010-2011	22924	3698	16.13
2011-2012	24,410	4210	17.24
2012-2013	27,018	4856	17.97
2013-2014	30,176	5525	18.30

Employment

YEAR	No of EMPL
1995-1996	10,706
1996-1997	12,773
1997-1998	14,049
1998-1999	14,059
1999-2000	9,890
2000-2001	16,020
2001-2002	8,764
2002-2003	10,167
2003-2004	10,071
2004-2005	15,802
2005-2006	23,021
2006-2007	23,360
2007-2008	17,130
2008-2009	16,394
2009-2010	28,064
2010-2011	43,666
2011-2012	33,598
2012-2013	33,987
2013-2014	15,009
2014-15 (Dec, 2014)	16,149



TOTAL EMPLOYMENT: 405,166 nos.

Zone Wise Statistics (up to Dec, 14)

EPZ	Industry		Investment (US\$ m)	Export (US\$ m)	Employment (No.)
	In Op. (No.)	U/Impl. (No.)			
CEPZ	170	11	1,276.51	20,610.82	183,519
DEPZ	102	10	1,106.13	17,231.37	86,972
AEPZ	45	17	300.13	1,440.17	39,821
COMEPZ	35	32	211.26	1,224.17	19,132
KEPZ	41	18	338.40	1,704.91	52,623
IEPZ	14	12	80.46	283.55	7,894
MEPZ	17	14	17.25	324.44	1,593
UEPZ	13	9	71.30	110.92	13,612
Total	437	123	3,401.46	42,930.35	405,166

Country Wise Enterprises (Upto Dec, 2014)

SL	Country	Enterprise (Nos.)	Investment (US\$m)	Employment (Nos.)
1	BANGLADESH	127	841.86	87346
2	S. KOREA	73	633.60	89677
3	CHINA	55	481.38	66114
4	JAPAN	28	324.60	12261
5	TAIWAN,CHINA	25	238.09	19424
6	INDIA	21	71.58	17012
7	UNTD KINGDOM	18	121.50	24564
8	U.S.A.	17	135.65	20280
9	MALAYSIA	9	108.41	5065
10	PAKISTAN	7	30.48	2925
11	SRILANKA	7	73.36	14652
12	GERMANY	6	29.10	5271
13	CANADA	5	51.15	2971
14	ITALY	5	49.91	2670
15	NETHERLAND	5	39.60	5050
16	BR. VIRGIN. IS	4	44.86	8345
17	FRANCE	3	9.61	611
18	SINGAPORE	3	21.66	2951
19	DENMARK	2	3.14	1315

S L	Country	Enter. (Nos.)	Invest. (US\$ m)	Emp. (Nos.)
20	INDONESIA	2	8.54	1922
21	SPAIN	2	3.44	301
22	AUSTRALIA	1	0.03	71
23	BELGIUM	1	10.61	462
24	CAYMAN ISLDS	1	5.57	307
25	IRELAND	1	3.73	1452
26	KUWAIT	1	0.45	370
27	MALTA	1	2.62	478
28	MARSHAL ISLAND	1	20.00	445
29	PANAMA	1	2.89	2017
30	ROMANIA	1	6.97	3304
31	SWEDEN	1	19.10	4102
32	TURKEY	1	1.49	256
33	U. A. E.	1	0.59	282
34	UKRAINE	1	4.78	893
35	MAURITIUS	0	0.51	0
36	OMAN	0	0.00	0
37	PORTUGAL	0	0.12	0
	Total :	437	3,401.46	405,166

***HONGKONG INCLUDING IN CHINA ** UNDER IMPLEMENTATION**

Product Wise Enterprises (Up to Dec, 14)

Sl	Product	Enterprise (Nos.)	Investment (US\$ m)	Employment (Nos.)
1	Garments	105	1,169.30	239,176
2	Garment Accessories	85	423.00	20,882
3	Textile	40	564.21	24,207
4	Knitting & other Textile pdt.	37	269.95	30,002
5	Footwear & Leather goods	29	200.93	29,358
6	Terrytowel	18	77.46	7,925
7	Electronics & Electrical goods	16	128.17	4,282
8	Plastic goods	15	46.30	3,331
9	Metal Products	13	43.47	2,871
10	Tent	10	74.67	10,746
11	Agro Products	9	5.13	336
12	Service Oriented Industries	7	40.85	878
13	Caps	5	54.87	7,944
14	Chemical & Fertilizer	5	18.48	170
15	Furniture	3	35.54	3,319
16	Paper Products	3	1.64	115
17	Power Industry	2	96.46	119
18	Ropes	2	8.65	580
19	Fishing Reel & Golf Equipment	1	35.82	1,033
20	Sports goods	1	1.53	327
21	Toys	1	13.08	1,940
22	Miscellaneous	30	91.97	15,625



Global Ranking 2011-12 by FDI Magazine

Top 10 Free Zones of the Future 2012/13 overall.

RANK	NAME OF ZONE	COUNTRY
1	Dubai Airport Free Zone	UAE
2	Dubai International Financial Centre	UAE
3	Shanghai Waigaoqiao Free Trade Zone	China
4	Iskandar	Malaysia
5	DuBiotech	UAE
6	Tanger Free Zone	Morocco
7	Free port of Ventpils	Latvia
8	The Clark Freeport Zone	Philippines
9	Chittagong Export Processing Zone	Bangladesh
10	Dubai Media City	UAE

Global Ranking 2010-11 by FDI Magazine

Top 10 Best Cost Effectiveness

RANK	NAME OF ZONE	COUNTRY
1	Clark Freeport	Philippines
2	Togo Export Processing Zone	Togo
3	Chittagong Export Processing Zone	Bangladesh
4	Free Port of Ventspils	Latvia
5	International Media Production Zone	UAE
6	Rezekne Special Economic Zone	Lativa
7	San Luis Potosi	Mexico
8	Mauritius Freeport	Mauritius
9	Industrial Estate of Thailand	Thailand
10	Starachowice Special Economic Zone	Poland

Global Ranking 2010-11 by FDI Magazine

Top 10 Best Economic Potential

RANK	NAME OF ZONE	COUNTRY
1	San Luis Potosai	Mexico
2	Industrial Estates of Thailand	Thailand
3	Jebel Ali Free Zone	UAE
4	Chittagong Export Processing Zone	Bangladesh
5	Jubail Industrial City II	Saudia Arabia
6	Amata Nakorn Industrial Estage	Thailand
7	Clark Freeport	Philippines
8	Aqaba Special Economic Zone	Jordan
9	Jazan Economic City	Saudia Arabia
10	Masan Free Trade Zone	South Korea
11	Rakia Industrial Zone	UAE

Brand Products



NIKE, REEBOK, LAFUMA, H & M(SWEDEN), GAP, BROUKS, J.C. PENNY, WALMART, KMART, OSPIG(GERMANY), MOTHER CARE (UK), LEE, WRANGLER, DOCKERS, NBA, TOMMY HILFIGER, ADIDAS, FALCON(USA), EDIE BAUYER, EAGLE, RELEIGH(UK), EMMILEE, FREE SPIRIL(UK), MILES(GERMANY), AMERICAN EAGLE, HI-TECH(UK), PHILLIP-MAURICE(UK), WINS MORE, DECATHLON.

LL CAMERA LENS (IO PARTS) → KONIKA, MINOLTA, NIKON, FUJI, OLYMPUS.

GOLF SHAFTS → ABU GARCIA

MOBILE PARTS → SONY ERICSSON

AUTOMOBILE PARTS → NISSAN. MITSUBISHI. HINO.TOYOTA.

Recent Activities



**In presence of the Hon'ble Prime Minister Sheikh Hasina
BEPZA-JETRO MoU signed in Japan on 27 May, 2014**



**The Hon'ble Prime Minister Hun Sen, Kingdom of Cambodia
Visited Dhaka EPZ at Savar on 16 June, 2014**



**State Minister of Labour & Employment & Executive Chairman
BEPZA attended 103rd ILC in Geneva between 6-12 June, 2014**



**ILO Country Director, Bangladesh met with BEPZA Chief
in Dhaka at BEPZA Complex on 17 April, 2014**

Conclusion

**EPZs
of
Bangladesh**




**Bonanza
for
Investors**

**Bangladesh EPZs Ensures
Congenial
Investment Climate**

**Industrial Friendly
Atmosphere**

**Peaceful Working
Environment**





Thank You



**Bangladesh Export Processing Zones Authority (BEPZA),
Prime Minister's Office**

Government of the People's Republic of Bangladesh,

BEPZA Complex, House#19/D, Road#6, Dhanmondi R/A, Dhaka-1205, Bangladesh

Email: info@bepza.org Web: www.epzbangladesh.gov.bd

